

2020 CALDER CUP PLAYOFF PICTURE - Through games of Mar. 11

		GR	W	L	OTL	SOL	PTS	GF	GA	RW	ROW	Pts%	Goal Diff	Max Pts	HR	AR	SOS	Magic #	M# (Div.)	M# (Lea.)	NEXT 7 DAYS							
																					Thu 3/12	Fri 3/13	Sat 3/14	Sun 3/15	Mon 3/16	Tue 3/17	Wed 3/18	
ATLANTIC	1	14	38	18	3	3	82	197	154	30	33	.661	+43	110	7	7	.517	14	28	35	PRO			@CHA	@CHA			
	2	14	37	18	3	4	81	187	157	27	33	.653	+30	109	6	8	.521	15	30	36	HER		TOR	WBS				LAV
	3	15	34	22	5	0	73	202	172	30	32	.598	+30	103	6	9	.594	23	38	44	CHA			PRO	PRO			
	4	14	31	20	6	5	73	171	173	26	30	.589	-2	101	8	6	.517	23	38	44	HFD	@SPR	@BRI					SPR
	5	13	29	26	3	5	66	164	193	21	25	.524	-29	92	7	6	.560	36	45	51	WBS	@LV	@HER					CLE
	6	15	31	27	3	0	65	190	186	21	28	.533	+4	95	7	8	.586	37	46	52	SPR	HFD	UTI	@BRI				@HFD
	7	14	24	28	3	7	58	161	186	19	24	.468	-25	86	7	7	.567	44	53	E	LV	WBS	TOR					@BNG
	8	13	23	33	5	2	53	152	206	19	20	.421	-54	79	8	5	.600	49	E	E	BRI			HFD	SPR			
NORTH	1	13	38	20	4	1	81	234	197	28	35	.643	+37	107	6	7	.554	17	23	36	BEL		@UTI	@SYR				
	2	14	33	20	4	5	75	181	173	25	31	.605	+8	103	7	7	.525	23	33	42	ROC		SYR		@CLE		@TOR	
	3	15	34	22	3	2	73	210	186	27	31	.598	+24	103	7	8	.560	25	35	44	UTI		BEL	@SPR			@SYR	
	4	14	34	24	4	0	72	189	182	25	28	.581	+7	100	6	8	.575	26	36	45	BNG	@LAV	@LAV					LV
	5	14	30	23	4	5	69	202	210	27	30	.556	-8	97	8	6	.593	32	39	48	SYR	@ROC	BEL				UTI	
	6	14	30	24	5	3	68	183	182	22	24	.548	+1	96	8	6	.584	33	40	49	LAV		BNG	BNG				@HER
	7	15	29	27	3	2	63	206	212	24	28	.516	-6	93	8	7	.544	38	45	54	TOR	@HER	@LV				ROC	
	8	14	24	31	5	2	55	159	192	18	22	.444	-33	83	7	7	.562	46	53	E	CLE				ROC			@WBS
CENTRAL	1	13	41	14	5	3	90	211	141	32	36	.714	+70	116	8	5	.493	1	19	21	MIL							@RFD
	2	13	37	18	4	4	82	194	171	30	34	.651	+23	108	7	6	.505	9	35	35	IA				SA			SA
	3	13	29	27	3	4	65	177	193	25	27	.516	-16	91	7	6	.531	26	52	52	GR		BAK	BAK				
	4	15	27	26	5	3	62	155	175	22	25	.508	-20	92	8	7	.522	29	55	55	CHI		SA	RFD	MB			
	5	13	29	30	2	2	62	156	187	20	25	.492	-31	88	6	7	.596	30	55	E	RFD		@CHI					MIL
	6	14	27	28	3	4	61	171	192	19	21	.492	-21	89	7	7	.520	31	56	E	TEX		@TUC	@TUC				MB
	7	15	24	25	7	5	60	161	184	21	23	.492	-23	90	7	8	.557	32	57	57	SA	@CHI		@IA				@IA
	8	15	27	33	1	0	55	160	190	18	24	.451	-30	85	6	9	.578	37	E	E	MB	@MIL	@MIL	@CHI				@TEX
PACIFIC	1	10	36	19	1	2	75	198	163	28	33	.647	+35	95	6	4	.512	12	22	29	TUC			TEX	TEX			
	2	12	34	18	3	1	72	188	162	26	31	.643	+26	96	4	8	.563	15	24	32	COL		@STK	@STK		@SJ		
	3	13	30	17	4	4	68	194	170	23	28	.618	+24	94	6	7	.562	19	29	36	STK			COL	COL			@ONT
	4	11	30	19	6	2	68	185	164	24	28	.596	+21	90	6	5	.578	19	29	36	SD		SJ	@ONT				
	5	11	29	22	5	1	64	166	198	22	27	.561	-32	86	8	3	.567	27	33	40	ONT			SJ	SD			STK
	6	12	21	27	5	3	50	162	202	17	18	.446	-40	74	6	6	.551	41	E	E	BAK	@GR	@GR					
	7	13	21	27	5	2	49	179	192	17	21	.445	-13	75	4	9	.557	42	48	E	SJ	@SD	@ONT				COL	

Playoff position

Non-playoff position

- x - clinched playoff berth
- y - clinched division title
- z - clinched regular-season title

GR - games remaining

W - wins (2 points)

L - regulation losses (0 points)

OTL - overtime losses (1 point)

SOL - shootout losses (1 point)

PTS - points

GF - goals for

GA - goals against

RW - regulation wins

ROW - regulation/overtime wins

Pts% - points percentage [Pts/(GP*2)]

Goal Diff - goal differential

Max Pts - maximum possible number of points

Max Pct - highest possible points percentage

HR - home games remaining

AR - away games remaining

SOS - strength of schedule of remaining opponents
































Magic # is the number of points needed by a team to clinch a playoff berth.

A team's Magic # is reduced when it earns standings points, or when the team with the highest possible total outside the playoff picture fails to earn standings points.

A team clinches a playoff berth when its Magic # reaches zero.



REMAINING SCHEDULE

	Thu	Fri	Sat	Sun	Mon	Tue	Wed	Thu	Fri	Sat	Sun	Mon	Tue	Wed	Thu	Fri	Sat	Sun	Mon	Tue	Wed	Thu	Fri	Sat	
	3/19	3/20	3/21	3/22	3/23	3/24	3/25	3/26	3/27	3/28	3/29	3/30	3/31	4/1	4/2	4/3	4/4	4/5	4/6	4/7	4/8	4/9	4/10	4/11	
 PROVIDENCE BRUINS		@BRI	HFD	CHA					@SPR	BRI	SPR			@BRI		@LV	@LV		4/6	4/7	WBS		4/9	CHA	LV
 HERSHEY BEARS		@LV	@WBS				LV		@SYR	BNG			@CLE		@CLE		@CHA	@CHA						@BNG	CLE
 CHARLOTTE CHECKERS		@HFD	@BRI	@PRO			@HFD		@UTI	@SPR			BNG	BNG			HER	HER			@SPR		@PRO	@SPR	
 HARTFORD WOLF PACK		CHA	@PRO				CHA		BRI	UTI						@WBS	WBS	@BRI			BRI		LV	@WBS	
 W-B/SCRANTON PENGUINS		CLE	HER						@BNG	ROC						HFD	@HFD	LV			@PRO		@SPR	HFD	
 SPRINGFIELD THUNDERBIRDS		@ROC	@ROC						PRO	CHA	@PRO			@BEL		@LAV	@LAV				CHA		WBS	CHA	
 LEHIGH VALLEY PHANTOMS		HER	CLE				@HER			@CLE	@CLE					PRO	PRO	@WBS			BNG		@HFD	@PRO	
 BRIDGEPORT SOUND TIGERS		PRO	CHA						@HFD	@PRO	ROC			PRO			UTI	HFD			@HFD		@ROC	@TOR	
 BELLEVILLE SENATORS		GR	@TOR				BNG		@LAV	SYR				SPR		@UTI	@BNG				TOR		@LAV	LAV	
 ROCHESTER AMERICANS		SPR	SPR				TOR		@WBS	@BRI				UTI		SYR	@SYR				@UTI		BRI	@BNG	
 UTICA COMETS		LAV	@SYR	SYR			@LAV		CHA	@HFD				@ROC		BEL	@BRI				ROC		CLE	@SYR	
 BINGHAMTON DEVILS		@SYR	LAV				@BEL		WBS	@HER			@CHA	@CHA		BEL					@LV		HER	ROC	
 SYRACUSE CRUNCH		BNG	UTI	@UTI					HER	@BEL	@TOR				@ROC	ROC					@LAV		TOR	UTI	
 LAVAL ROCKET		@UTI	@BNG				UTI		BEL	@TOR				@TOR	SPR	SPR					SYR		BEL	@BEL	
 TORONTO MARLIES	GR		BEL	GR			@ROC		LAV	SYR				LAV		@CLE	@CLE				@BEL		@SYR	BRI	
 CLEVELAND MONSTERS		@WBS	@LV			@CHI	@MIL		LV	LV			HER	HER		TOR	TOR					@UTI	@HER		
 MILWAUKEE ADMIRALS		@IA		RFD			CLE		SA	@GR			@MB	@MB			RFD					CHI		GR	
 IOWA WILD		MIL	@RFD						RFD	RFD			@SA		@SA		@CHI	@CHI				MB		MB	@RFD
 GRAND RAPIDS GRIFFINS	@TOR	@BEL		@TOR			SA		CHI	MIL				TEX		@MB	@MB						CHI	@MIL	
 CHICAGO WOLVES		@TEX	@TEX			CLE			@GR	SA	@RFD				@RFD	IA	IA				@MIL		@GR	MB	
 ROCKFORD ICEHOGS			IA	@MIL		TEX			@IA	@IA	CHI				CHI	@MIL			@TEX		@SA		IA		
 TEXAS STARS		CHI	CHI			@RFD		@MB		@MB				@GR	COL		SA			RFD			SA	@SA	
 SAN ANTONIO RAMPAGE			MB		MB		@GR		@MIL	@CHI			IA		IA		COL	@TEX			RFD		@TEX	TEX	
 MANITOBA MOOSE			@SA		@SA			TEX		TEX			MIL	MIL			GR	GR			@IA		@IA	@CHI	
 TUCSON ROADRUNNERS		@COL	@COL						SJ	SJ						BAK	BAK						@STK	@BAK	
 COLORADO EAGLES		TUC	TUC				@SD		@ONT	@BAK						@TEX	@SA						SD	SD	
 STOCKTON HEAT		@ONT	@SD				@BAK			ONT	SD			@SD		@SJ	SJ				@ONT		TUC		
 SAN DIEGO GULLS			STK				COL		BAK		@STK			STK		ONT	@ONT						@COL	@COL	
 ONTARIO REIGN		STK							COL	@STK				@SJ		@SD	SD				STK			SJ	
 BAKERSFIELD CONDORS			SJ	@SJ			STK		@SD	COL					@TUC	@TUC					SJ		SJ	TUC	
 SAN JOSE BARRACUDA			@BAK	BAK					@TUC	@TUC				ONT			STK	@STK			@BAK		@BAK	@ONT	

